

## WIRELESS WEIGHING FROM MSI

# MSI-6260CS Trans-Weigh RF Digital Crane Scale

*Network Solutions for Industrial Weighing and Process Control*

### Product Description

The MSI-6260CS Trans-Weigh RF Digital Crane Scale provides CellScale wireless network solutions for overhead weighing applications. Combined with CellScale accessory products, the MSI-6260CS establishes an advanced data-gathering network suitable for process control, safety monitoring and weight related data collection.

CellScale technology enables single or multiple crane scales to be controlled and monitored safely from remote locations. Wireless, real-



time, data transmission of weight and product information can be networked to CellScale family indicators and modems from distances up to 1,000ft (300m) outdoors. The operating range increases when long-range antennas are used on networked components. Both fixed and handheld digital indicators are available as well as modems for wireless connection to computers and scoreboards.

Ideal for use in demanding application environments, the MSI-6260CS Trans-Weigh is available in a standard range

of capacities up to 50 tons. Larger and special order designs are available up to 250 tons. A host of standard scale features and options are available.

For applications requiring local display or involving power-assisted rotation, see the MSI-9300 and MSI-9300HT product specification sheets. See also specification sheets for MSI-9000, MSI-9020, MSI-9850, MSI-9750A and MSI-3750CS for complete capabilities and networked weighing system solutions.

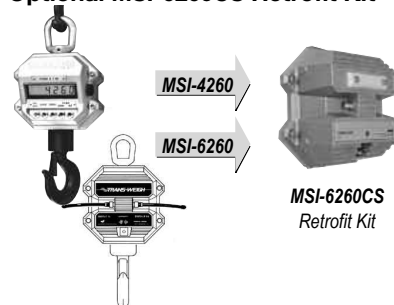
### Network Component Options



MSI features Industry's most versatile, portable and handheld RF Digital Indicators for CellScale Network Weighing Solutions. Each provides CellScale's rich feature set to any crane scale application and allow users to monitor and control up to 32 independent crane scales from single or multiple locations. In addition, the MSI-9850 and MSI-9750A both support multi scale display on individual networks (up to 8 simultaneously), data logging, bar code scanner interface and inter-network radio messaging.

The MSI-9020 CellModem provides a wireless CellScale link with peripheral serial devices including scoreboards, printers, programmable logic controllers and personal computers. CellScale Virtual Monitor (CVM) software is available to enable your personal computer to act as a full-featured digital scale indicator with data logging and information publishing features.

### Optional MSI-6260CS Retrofit Kit



**MSI-6260CS Retrofit Kit** integrates CellScale technology with existing MSI-4260 Port-A-Weigh and MSI-6260 Trans-Weigh crane scales. The retrofit kit replaces the existing front casting and electronics section of both models MSI-4260 and MSI-6260. After conversion, the new MSI-6260CS adapts easily into any CellScale network.

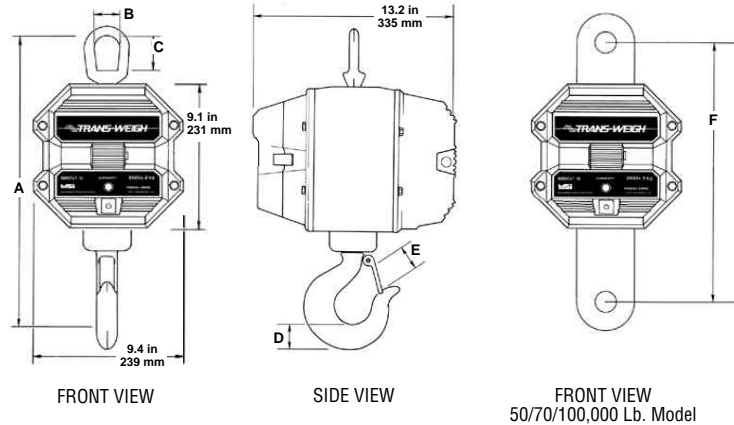


## MSI-6260CS Specifications and Dimensions

For self-contained, integral display and heavy duty requirements, see MSI-4260 Port-A-Weigh, MSI-4300 Porta-Weigh Plus and MSI-9300 Porta-Weigh Plus CellScale specification sheets.

For light duty requirements, see MSI-3360 Challenger 2 specification sheet.

- Contact factory for higher capacities
- CR = Crosby or equivalent
- \* These dimensions also apply to 50/70/100,000 lb units with hook and shackle.
- \*\* Resolution subject to change for NIST approved units
- \*\*\* Ultimate overload: 490% of kg capacity
- \*\*\*\* Ultimate overload: 475% of lb capacity / 430% of kg capacity
- \*\*\*\*\* Ultimate overload: 450% of kg capacity



CAPACITY	RESOLUTION**	A*	B*	C*	D*	E*	F	HOOK	EYE NUT OR SHACKLE	APPROX. SHIP WT.
500 lb	0.2 lb	18.3 in	2.25	3.06	1.44	1.41	—	5 ton alloy	CR # 7	53 lb
250 kg	0.1 kg	465 mm	57.1	77.7	37.0	36.0	—	swivel	eye nut	24 kg
2,000 lb	1 lb	18.3 in	2.25	3.06	1.44	1.41	—	5 ton alloy	CR # 7	53 lb
1,000 kg	0.5 kg	465 mm	57.1	77.7	37.0	36.0	—	swivel	eye nut	24 kg
5,000 lb	1 lb	20.5 in	2.50	3.50	1.81	1.69	—	7 ton alloy	CR # 8	62 lb
2,500 kg	0.5 kg	521 mm	64.0	89.0	46.0	42.9	—	swivel	eye nut	28 kg
10,000 lb	2 lb	20.5 in	2.50	3.50	1.81	1.69	—	7 ton alloy	CR # 8	62 lb
5,000 kg	1 kg	521 mm	64.0	89.0	46.0	42.9	—	swivel	eye nut	28 kg
20,000 lb	5 lb	28.5 in	4.00	6.25	2.62	2.41	—	15 ton alloy	CR # 11	105 lb
10,000 kg	2 kg	724 mm	101.6	159	66.5	61.2	—	swivel	eye nut	47 kg
30,000 lb	10 lb	30.0 in	4.00	6.25	3.00	3.19	—	22 ton alloy	CR # 11	125 lb
15,000 kg	5 kg	762 mm	101.6	159	76.2	81.0	—	swivel	eye nut	55 kg
50,000 lb	10 lb	41.0 in	5.00	6.00	3.62	3.63	15.0	30 ton alloy	CR 25 ton	235 lb
25,000 kg	5 kg	1041 mm	127	152	92.0	92.0	381	swivel ***	shackle # 2130	106 kg
70,000 lb	20 lb	43.2 in	5.00	6.00	4.56	3.75	15.0	37 ton alloy	CR 40 ton	270 lb
35,000 kg	10 kg	1097 mm	127	152	116	95.0	381	swivel ****	shackle # 2140	121 kg
100,000 lb	20 lb	52.1 in	5.75	6.65	5.06	4.25	16.25	CR 45 ton	CR 55 ton	420 lb
50,000 kg	10 kg	1324 mm	146	169	129	108	413	S1 swivel *****	shackle # 2140	189 kg

CONSULT FACTORY FOR HIGHER CAPACITIES – See MSI-9300HT Specification Sheet for applications that require powered rotation of lifted material.

### Specifications

#### Accuracy

Plus or minus 0.1% of applied load

#### Housing

- Alodined cast aluminum
- Double O-ring gasketed
- NEMA 4, IP66

#### Load Train

- Load Cell: 4340 aircraft quality steel
- Top Lifting Eye and/or Shackle: Crosby or equivalent
- Hook: Crosby thrust bearing swivel hook or equivalent
- Safe Overload: 200% of rated capacity
- Ultimate Overload: 500% of rated capacity (except as noted)

#### Operating Range

Typically 150m (500ft) indoors, 300m (1000ft) outdoors with standard antennas

#### Calibration

Via RF or Input Comm Port. Calibration is accomplished through a PC terminal program. Calibration can be accessed through the MSI-9750A, MSI-9850 and MSI-3750CS meters

#### Radio Link

Frequency hopping spread spectrum @ 2.4 GHz provides 64 networks of scales and peripheral devices. Radio functions in the ISM band, license free in the USA and Europe. 10mW (low power), 63mW (medium power) or 250mW (high power) average output

#### Approvals (pending)

NTEP, OIML, Factory Mutual

#### Temperature

Operating: -20°C to 70°C (-4°F to 158°F)

#### Power

12 volt rechargeable battery (includes 115-230 VAC, 50/60 Hz universal battery charger)

#### Operating Time

40 hours between charging

#### RF/EMI Shielding

Exceeds NIST HB44 and CE standards

#### Comm Port

Programmable for RS-232 or RS-422. Used for calibration purposes and system configuration management

#### Real Time Clock

Date/time in USA or European formats. Clock data available via RF interfaces (MSI-9020, MSI-9750A, MSI-9850, MSI-3750CS)

#### Data I/O

Scale data available through RF interface

#### Totalization and Statistics

Extensive total and statistics capability is provided when CellScale digital weight indicators are part of the network

#### Options

- Substitute shackle for bottom swivel hook
- Oversized top and/or bottom shackle
- Oversized bottom swivel hook
- Low headroom adapter
- Anti-heat shielding for high temperature (mill and foundry) applications
- Direct AC or DC power input



Specifications subject to change without notice.

PUB.262-04-00F Printed in U.S.A.  
© 2006 by Measurement Systems International, Inc.  
CellScale® is a registered trademark of Measurement Systems International, Inc.



**Measurement Systems International**

Johnson Scale Co.

235 Fairfield Ave.

West Caldwell, NJ 07006

(800) 572-2531

www.johnsonscale.com

*"We weigh quality first"*